



## **St. Peter Central Catholic Summer Reading List and Summer Book Project, 2021 for students entering Kindergarten**

The children entering Kindergarten should read any two (2) books from the booklist. Each child is expected to choose one book from the two that were read and follow the directions for the Reading Book Report Project.

**The Book Report Project will be due on Friday, September 3, 2019.**

The directions for the project are attached to this note. It is important to keep the directions, **as the project is due on the second day of school.**


Each child, entering Kindergarten, must complete the Book Report Project.

The children may have help in creating and completing the project.

Have fun and be creative!

**See reading list on the back of this page.**

Reading is Out of This World Paper Plate Craft and Reading Activity



What you will Need:

Paper Plate, Paint, Decorative Items, Glue, Scissors and Paper

How to make the paper plate UFOs:

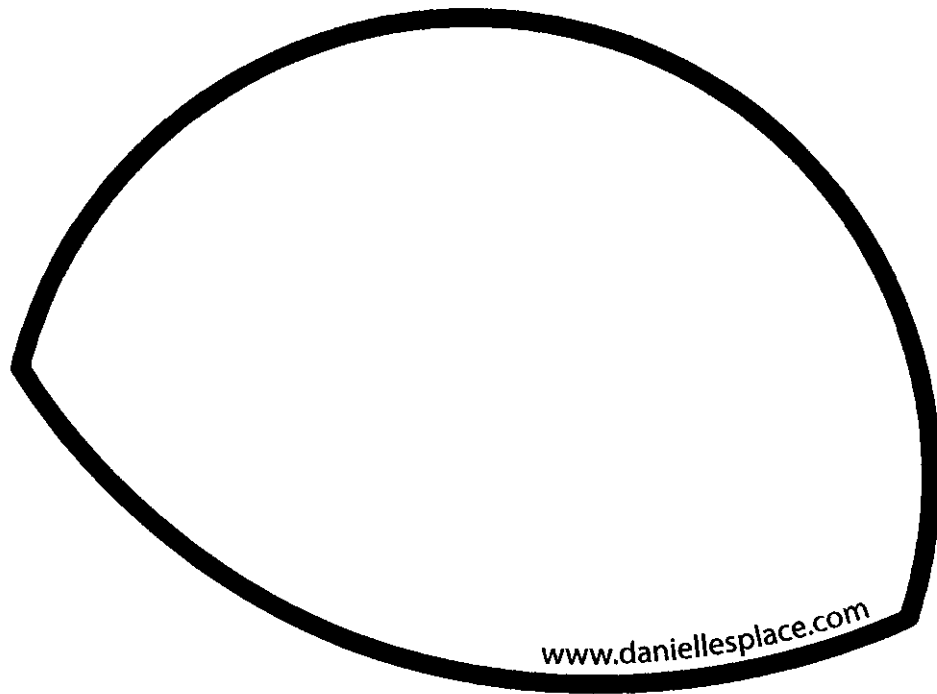
1. Fold a paper plate in half.
2. Cut a small slit on the folded edge of the paper plate along the outer edge of the inside circle so that you can insert your scissors.
3. Cut around the outside of the inside circle on one half of the plate. Fold up the half circle you just cut out as shown in the picture.

4. Glue the rim of the paper plate closed so that you have a small pocket in the front of the UFO. If you don't want the pocket in the front, you can use the other side of the plate, or you can just cut off the cut half of the paper plate leaving the inside circle.

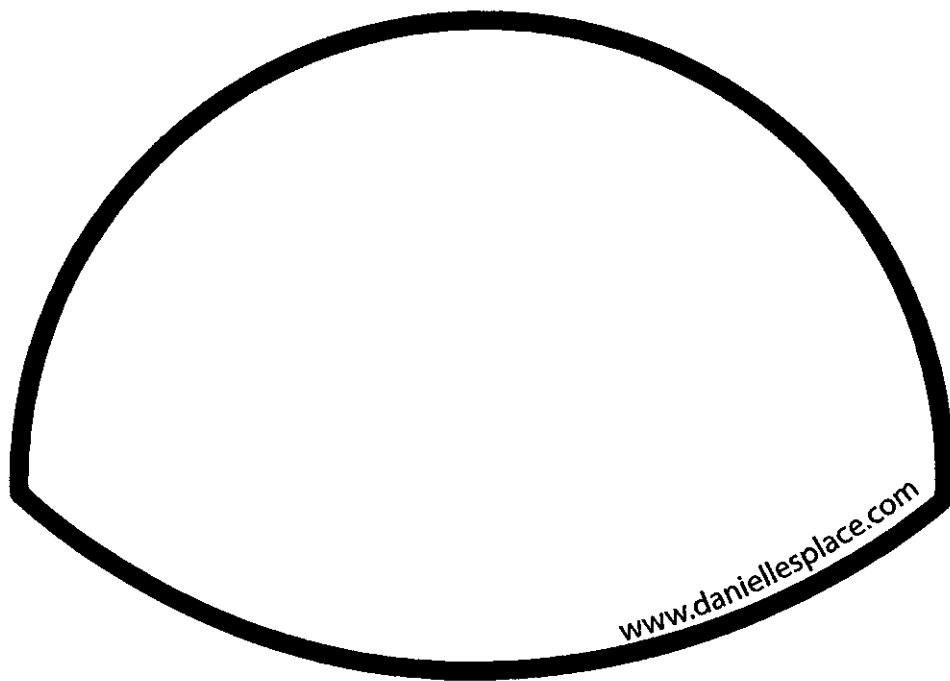
5. Print out the top of the UFO pattern. You don't have to use the pattern. You can just have your children draw on the paper plate if you would like.

6. Instruct your children to read a book and then write on the top part of the UFO where that book took them. It may be a specific place as defined by the setting of the book or it may be somewhere in general. For example, if a child read the book "Where the Wild Things Are", he can write "I Went to Where the Wild Things Are." If he read "The Lorax", he may write, "I visited the Lorax" since the book does not give the name of the town.

7. Instruct your children to draw a picture that represents the story and where they visited on the top of the paper plate UFO.



[www.daniellesplace.com](http://www.daniellesplace.com)



[www.daniellesplace.com](http://www.daniellesplace.com)



Place on Fold

Cutting Pattern